

Collection of Electronic Theses and Dissertations (ETDs) Among State Universities of Gujarat: A Study

Sarita Das*, Vasantray Chauhan**

Abstract

The study is done on Electronic Theses and Dissertations (ETDs) submission made by various State Universities in INFLIBNET's website. One of the objective of the study is to present the scenario of ETDs among State Universities of Gujarat. For the study data was collected from the INFLIBNET's website and Excel program were used to analyze the data respectively. The study highlights the contribution made by various State universities of Gujarat during June to August 2018 in "Shodhganga" (<http://shodhganga.inflibnet.ac.in/>). The finding of the study reveals that the not all the State Universities have participated in ETDs project. The study considered only top five State Universities participated in INFLIBNET's "Shodhganga" project. It is found that the State Universities have contributed total 12,890 theses in the repository till the study period August 2018. To encourage them one time grants are recommended to Universities to participate actively in such type of projects. In addition to this effective training programs considered to be useful for creation and maintenance of ETD. It also indicates more action plans are needed – at implication stage, software selection, need concrete Policy framework. The study is important to avoid duplication of research work and the researchers get new innovative ideas.

Keywords: ETD Development in Gujarat, University Libraries – ETD initiatives, University Libraries – Gujarat, ETD initiatives in Gujarat

Introduction

Presently, in India there are approximately 634 various types of universities and 45,000 different colleges. In India every year about 10,000–12,000 PhD degrees are awarded. The PhD theses, being vital primary source of

information attract the research community. However, Indian researchers face difficulty in not only accessing theses research work but also even in knowing whether any research related to their research exists, as these remain lying in the libraries of the respective universities in hardcopy form. As a result, a number of efforts have been made at regional and national level to enable the researchers to know about the researches going on and submitted in various universities. Some important ETD initiatives worth mentioning here are Vidyanidhi, CSIR exploration, Krishiprabha: Indian Agricultural Doctoral Dissertation Repository and DELNET (Developing Library Network) among them "Indian National Theses Database" @INFLIBNET, "Shodhganga" is one of them. The advancement in the ICT has changed the way of organizing, processing and disseminating of information to the end users. Technical innovations are changing the way we communicate and share information around the globe. Electronic theses and dissertations (ETDs) are highly valuable resources for research and development in the academic institutions. ETDs increase the availability of research to the academic community worldwide, increase the exposure to potential employers, improve student understanding of electronic publishing issues and reduce the need for library space.

Types of Universities in Gujarat

Sr. No.	Types of Universities	No. of Universities
1.	Central Universities	1
2.	State Universities	28
3.	Deemed Universities	2
4.	Private Aided Universities	34
Total		65

(<https://www.ugc.ac.in>)

* Librarian, Sardar Patel Institute of Economic & Social Research (SPIESR), Ahmedabad, Gujarat, India. Email: saritaranga09@gmail.com ORCID: <https://orcid.org/0000-0002-7797-7333>

** Assistant Professor, C. U. Shah University, Surendranagar, Gujarat, India. Email: vasantray.chauhan@gmail.com

Objectives of the Study: To study the development of various State universities in Gujarat with active collaborative partnership of INFLIBNET. The major objectives of the study are:

- To analysis the contributions of Electronic Thesis and Dissertations (ETDs) by various State Universities of Gujarat in “Shodhganga” repository.
- To analysis the ETDs contribution among various departments of top five State Universities.
- To study the growth of submission as to analyze the overall submission.
- To study the submission from various State university-wise, department-wise and language-wise.

Scope and Limitations

The study highlights the contribution of various State Universities of Gujarat in INFLIBNET’s “Shodhganga” (<http://shodhganga.inflibnet.ac.in/>) repository during the mention period. The study doesn’t cover any other ETD repository and limited to Gujarat State only.

Method & Analysis

The paper is the result of the analytical evaluation of the digital repositories especially ETD contribution made by various State Universities of Gujarat. There are about 1,97,502+ theses have been submitted, by 343 various Universities from all over India. The present study is

limited to the Gujarat state only and covered only State universities of Gujarat from UGC website. To obtain the complete picture of the State Universities of Gujarat. The data for study has been collected from INFLIBNET website (<http://shodhganga.inflibnet.ac.in/>) during the month of June and July 2018. To fulfil the study, the data has been browsed, searched and collected from INFLIBNET’s Shodhganga website. The submitted data till July 2018, to the Shodhganga repository from Gujarat state is been covered for the study. Then the collected data has been analyzed using simple calculation method using Excel and presented in the form of table and graph. Further, finding has been discussed based on the result. Mostly available, accessible and displayed data were used in the study. Many of the sites were inaccessible during the study, they were discussed either on the basis of the earlier accessed record. In the below table among all State agricultural universities only “Junagadh Agricultural University” has contribution in this repository besides other ETD repositories like “Krishiprabha” etc.

State Universities of Gujarat: State Universities are public universities run by the state government of each of the states and territories of India, and are usually established by a local legislative assembly act. Below is the list of State universities in Gujarat arranged in to ascending order according to their respective year of establishment. The total 1,81,715 full text thesis were submitted till study data, out of that Gujarat university have submitted 3230 (1.78%) full text thesis in the Shodhganga repository.

Table 1: List of State Universities of Gujarat

<i>Sr. No.</i>	<i>Name of University</i>	<i>Location</i>	<i>Year</i>
1.	Maharaja Sayajirao University	Vadodara	1949
2.	Gujarat University	Ahmedabad	1950
3.	Saurashtra University	Rajkot	1955
4.	Veer Narmad South Gujarat University	Surat	1965
5.	Gujarat Ayurved University	Jamnagar	1968
6.	Gujarat Agricultural University	Banaskantha	1972
7.	Maharaja Krishnakumarsinhji Bhavnagar University	Bhavnagar	1978
8.	Hemchandracharya North Gujarat University (NGU)	Patan	1986
9.	Dr. Babasaheb Ambedkar Open University (BAOU)	Ahmedabad	1995
10.	Sardar Patel University	Vallabh Vidyanagar	1995
11.	Dharmsinh Desai University (DDIT)	Nadiad	2000
12.	Gujarat National Law University	Ahmedabad	2003
13.	Anand Agricultural University	Anand	2004

<i>Sr. No.</i>	<i>Name of University</i>	<i>Location</i>	<i>Year</i>
14.	Junagadh Agricultural University	Junagadh	2004
15.	Krantiguru Shyamji Krishna Verma Kachchh University	Kachchh	2004
16.	Navsari Agricultural University	Navsari	2004
17.	Shree Somnath Sanskrit University	Veraval	2005
18.	Gujarat Technological University	Gandhinagar	2007
19.	Gujarat Forensic Sciences University (GFSU)	Gandhinagar	2008
20.	Children's University Gujarat	Gandhinagar	2009
21.	Kamdhenu University	Gandhinagar	2009
22.	Indian Institute of Teacher Education	Gandhinagar	2010
23.	Raksha Shakti University	Ahmedabad	2011
24.	Swarnim Gujarat Sports University	Baroda	2011
25.	Institute of Infrastructure Technology Research and Management	Ahmedabad	2013
26.	Bhakta Kavi Narsinh Mehta University	Junagadh	2015
27.	Gujarat University of Transplantation Sciences	Ahmedabad	2015
28.	Shri Govind Guru University	Panchmahal	2015

(<https://www.ugc.ac.in/stateuniversitylist.aspx?id=7&Unitype=2>)

Table 1 represents the total State universities in Gujarat as per UGC website. It is arranged in ascending order as per

Table 2: List of ETD Submission by Various State Universities

<i>Sr. No.</i>	<i>Name of University</i>	<i>No. of Thesis submitted</i>
1.	Maharaja Sayajirao University	3545
2.	Gujarat University	3334
3.	Sardar Patel University	2567
4.	Saurashtra University	1446
5.	Maharaja Krishnakumarsinhji Bhavnagar University	1262
6.	Veer Narmad South Gujarat University	261
7.	Hemchandracharya North Gujarat University (NGU)	228
8.	Krantiguru Shyamji Krishna Verma Kachchh University	108
9.	Gujarat Technological University	100
10.	Gujarat Forensic Sciences University (GFSU)	15
11.	Gujarat National Law University	10
12.	Swarnim Gujarat Sports University	6
13.	Gujarat Ayurved University	5
14.	Junagadh Agricultural University	1
15.	Raksha Shakti University	2
Total		12,890

(<http://shodhganga.inflibnet.ac.in/>)

Table 2 represents the contribution of ETDs by various State universities of Gujarat in "Shodhganga" repository.

The table is arranged according to the highest to lower contribution of ETDs. It is clearly seen from

the table that Maharaja Sayajirao University shows the highest submission with (3545) ETDs followed by Gujarat University (3334), Sardar Patel University (2567), Saurashtra University (1439) and Maharaja Krishnakumarsinhji Bhavnagar University (1262) with respective record. Further, the contributions made by top five State Universities is analyzed and the same is represented in Table and Fig.

Maharaja Sayajirao University

The Maharaja Sayajirao University, Baroda (MSU) is the one of the oldest and internationally renowned State university of Gujarat, established in 1949. It comprises of 14 Faculties (Arts, Commerce, Education & Psychology, Family & Community Sciences, Fine Arts, Journalism etc.). Table 3 represents the department-wise submission in Shodhganga repository.

Table 3: Top Five Departments

Sr. No.	Top five Department	Contributions	
		No. of ETD	Percentage
1.	Department of Education-CASE	371	30.01 %
2.	Department of Chemistry	287	23.22 %
3.	Department of Zoology	195	15.78 %
4.	Department of Pharmacy	194	15.77 %
5.	Department of Bio-Chemistry	189	15.29 %
Total		1236	

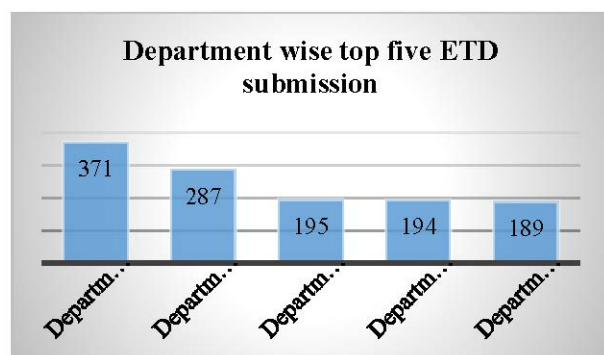


Fig. 1: Top Five Departments

The above table and figure shows the department-wise ETD submission in comparison to other departments

of Maharaja Sayajirao University, Baroda (MSU). The total 3545 ETD contribution has been made by various MSU departments. From the total ETD contribution 35% is made by top five departments of MSU. The same is represented in the figure. It found that Department of Education-CASE (30.01%) has the highest ETD submission with 371 among other department in particular university. While Department of Bio-Chemistry has the least submission with 189 (15.29%) among top five department-wise contribution.

Language-Wise ETD Submission

Apart from total submission the below data shows the language-wise submission from MSU. Table 4 and figure 2 show contribution of research work has been done in different languages.

Table 4: Language-wise ETD

Sr. No.	Language	Contributions	
		No. of ETD	Percentage
1.	English	3445	97.18
2.	English US	80	2.26
3.	Other	19	0.53
4.	Sanskrit	1	0.03
Total		3545	100

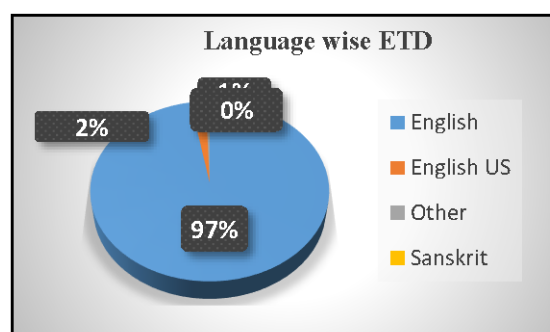


Fig. 2: Language-wise ETD

It represents the language-wise ETD submission from MSU. The highest number of theses has been submitted in English Language with 3445 (97.18%) followed by English US 80 (2.26%), Other language 19 (0.53%) and Sanskrit with 1 ETD contribution. However, it is being observed that the most of the research work is being carried out in English language.

Gujarat University

Gujarat University is a state university situated at Ahmedabad, in 1950. There are 36 Post-Graduate University departments and 221 P.G. Centres. Below table represents department-wise ETD submission in “Shodhganga” repository. The total 3334 ETD contribution has been made by various GU departments.

Table 5: Top Five Department

Sr. No.	Top five Department	Contributions	
		No. of ETD	Percentage
1.	Department of Chemistry	392	28.67%
2.	Department of Physics	298	21.80%
3.	Department of Gujarati	267	19.53%
4.	Department of Sanskrit	207	15.14%
5.	Department of Education	203	14.85%
Total		1367	

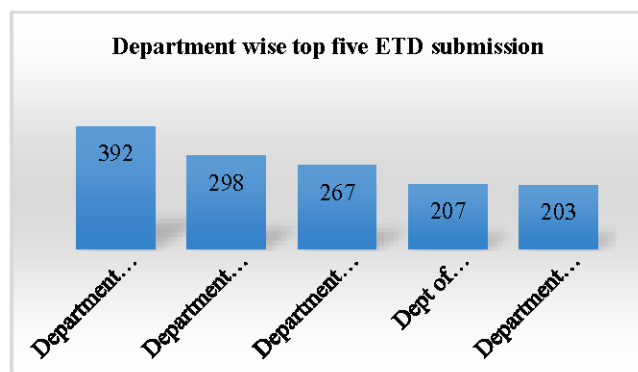


Fig. 3: Top Five Departments

Table 5 and figure 3 represent top five department-wise submission in ETD repository. It is observed that the maximum number of these has been submitted by Department of Chemistry with 392 (28.67%) followed by Department of Physics with 297 (21.80%), Department of Gujarati with 267 (19.53%), Department of Sanskrit with 207 (15.14%) Department of Education with 203 (14.85%).

Language-Wise ETD Submission

Table 6 and figure 4 show contribution of research work has been done in different languages from particular university.

Table 6: Language-wise ETD

Sr. No.	Language	Contributions	
		No. of ETD	Percentage (%)
1.	English	2998	90%
2.	Others	162	5%
3.	Gujarati	109	3%
4.	English US	65	2%
Total		3334	100




Fig. 4: Language-wise ETD

The highest number of these has been submitted in English Language with 2998 (89.92%) followed by Other language 162 (4.85%), Gujarati 109 (3.26%) and Sanskrit with 1 ETD contribution.

Sardar Patel University

Sardar Patel University is named after Vallabhbhai Patel, and was founded in December 1955. It comprises of 27 Post-Graduate Departments (faculties such as Science, Arts, Commerce, Management, Engineering, Pharmacy, Medicine etc.).

Table 7: Top Five Department

Sr. No.	Top five Department	Contributions	
		ETDs	Percentage
1.	Department of Bio Science	417	30.73%
2.	Department of Business Management	281	20.70%
3.	Department of Business Studies	269	19.82%
4.	Department of Chemistry	228	16.80%
5.	Department of Civil Engineering	162	11.93%
Total		1357	




Fig. 5: Top Five Department

Table 7 shows the department-wise ETD submission in comparison to their other departments of Sardar Patel University (SP) with 2567 ETD contribution till study date. Table 7 and figure 5 represent top five department-wise ETD submission with 1357 (53%) made by Sardar Patel University (SPU) in comparison to other departments. It is observed that Department of Bio Science with 417 (30.73%) has the highest and Department of Civil Engineering with 162 (11.93%) has the least submission.

Language-Wise ETD Submission

Table 8 and Fig. 6 show the language-wise submission from Sardar Patel University.

Table 8: Language-wise ETD

Sr. No.	Language-wise ETD submission	Contributions	
		No. of ETD	Percentage
1.	English	2280	88.81 %
2.	Other	118	4.6 %
3.	English US	105	4.09 %
4.	Hindi	37	1.45 %
5.	Gujarati	27	1.05
Total		2567	100

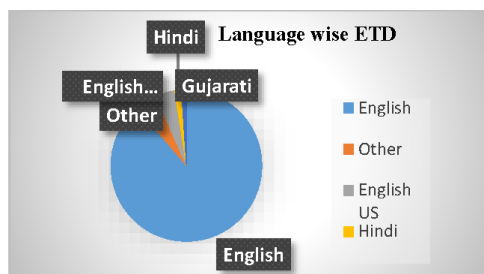


Fig. 6: Language-wise ETD

It is found that English language-wise submission with 2280 (88.81%) has the highest submission among other language followed by other language with 118 (4.6%), English US with 105 (4.09%), Hindi with 37 (1.45%) and Gujarati with 27 (1.05%).

Saurashtra University

Saurashtra University, established on 23rd May, 1967. It comprises of various Departments (faculties such as Science, Arts, Commerce, Management, Engineering, Pharmacy, Medicine etc.). The total with 1446 ETD submission from various departments of Saurashtra University (SU). Table 9 and figure 7 represents that Department of Commerce 135 (26.06%) has the highest submission among other department in particular university. While Department of Economics has the least submission with 80 (15.44%).

Table 9: Top Five Department

Sr. No.	ETD submission	Contributions	
		No. of Thesis	Percentage
1.	Dept. of Commerce	135	26.06 %
2.	Department of Hindi	122	23.55 %
3.	Dept. of Chemistry	98	18.91 %
4.	Dept. of Education	83	16.02 %
5.	Dept. of Economics	80	15.44 %
Total		518	

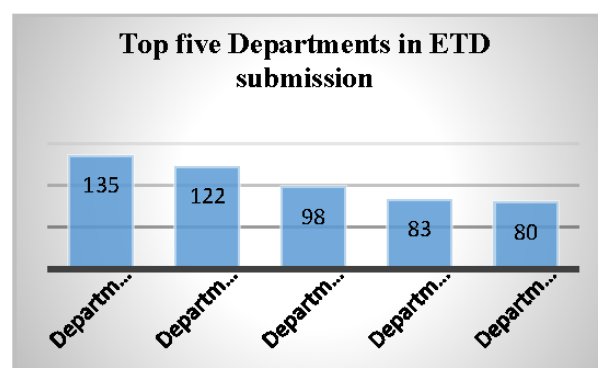


Fig. 7: Top Five Department

Language-Wise ETD Submission

Table 10 and Fig. 8 show contribution of research work done in different languages.

Table 10: Language-wise ETD

Sr. No.	Language-wise ETD submission	Contributions	
		No. of Thesis	Percentage
1.	English	833	57.61
2.	Other	437	30.22
3.	Gujarati	134	9.27
4.	Hindi	41	2.84
5.	Sanskrit	1	0.07
Total		1446	100

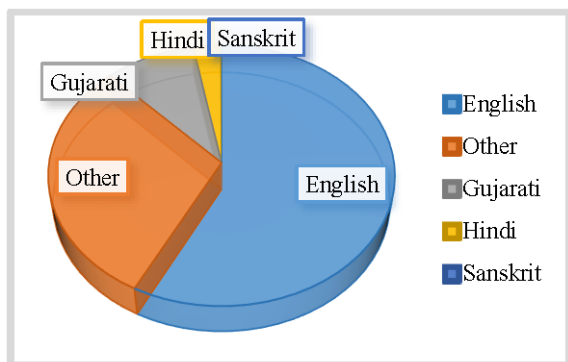


Fig. 8: Language-wise ETD

Table 10 and figure 8 show language-wise ETD submission made by Sardar Patel University. It is found that English language-wise submission with 833 (88.81%) has the highest submission among language and Sanskrit with 1 (1.05%).

Maharaja Krishnakumarsinhji Bhavnagar University

Maharaja Krishnakumarsinhji Bhavnagar University, formerly Bhavnagar University was established in 1978. It has 20 Departments (Science, Arts, Commerce, etc.).

Table 11: Top Five Department

Sr. No.	Language-wise ETD submission	Contributions	
		No. of Thesis	Percentage
1.	Department of Chemistry	392	52.26%
2.	Department of Gujarati	106	14.13%
3.	Department of Life Science	102	13.6%
4.	Department of Education	93	12.4%
5.	Department of Hindi	57	7.6%
Total		750	

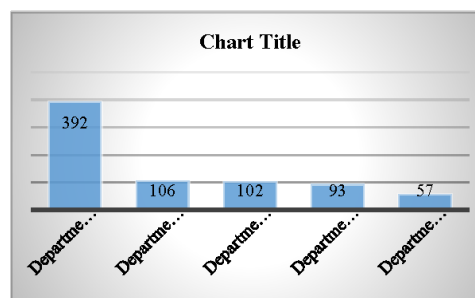


Fig. 9: Top Five Department

Table 11 and figure 9 represent the top five department-wise ETD submission by Maharaja Krishnakumarsinhji Bhavnagar University (MKBU). The total 1262 full text ETDs were submitted among other State university of Gujarat in the Sodhganga repository. It found that Department of Chemistry 392 (52.26%) has the highest submission among other department in particular university. While Department of Hindi has the least submission with 57 (7.6%).

Language-Wise ETD Submission

Table 12 and figure 10 show contribution of research work done in different languages.

Apart from total submission from various departments it shows the language-wise submission from the university.

Table 12: Language-wise ETD

Sr. No.	Language-wise ETD submission	Contributions	
		No. of ETDs	Percentage
1.	English	857	67.96
2.	Other	365	28.94
3.	Gujarati	32	2.55
4.	Hindi	8	0.65
Total		1261	100

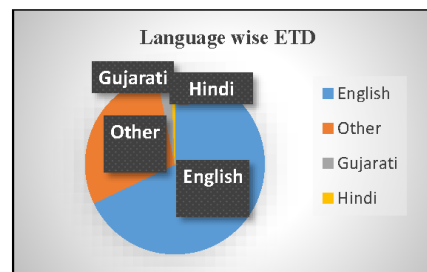


Fig. 10: Language-wise ETD

From the Table 12 and figure 10 it is found that English language-wise ETD submission has the highest with 857 (67.96%) and Hindi with 8 (0.65%) the least.

Conclusion

Based on the above study it is observed that the total contribution from State universities were total 12,890 ETDs with 6.53% of total contribution (1,97,502) during the study period. It is also noted that well reputed University such as Hemchandracharya North Gujarat University (HNGU) has contributed very few theses, Department of Chemistry was common among the top five ETD submission from top five State Universities. If we analysis then the English language was the highest language-wise ETD contribution made by researchers.

State universities play a major role in generation and dissemination of knowledge conducting research works and producing PhD theses. Electronic theses and dissertations are only one small part of the move that makes information available through electronic means to allow scholars retain available information quickly and to know that have been done and where to start from. The greatest advantages of Shodhganga ETDs are avoiding duplication in research work. There is need for concerted effort by all ETD stakeholders to integrate theses and dissertations.

Thus, from the study it is recommended that the all State universities should equally participate in the “Shodhganga” repository. Workshops, training programs should conduct on ETDs awareness, usage, copy right issues, plagiarisms etc.

References

- Balasubramani, R., & Abu, K. S. (2015). Electronic theses and dissertation repository of Bharathidasan University: Content development process. *Journal of Advances in Library and Information Science*, 4(2), 165–171.
- <https://www.mkbhavuni.edu.in/mkbhavuniweb/> (Accessed on July 7, 2018).
- <http://www.msubaroda.ac.in/> (Accessed on July 7, 2018).
- http://www.saurashtrauniversity.edu/UserSideSaurashtr_Dyanamic/Default.aspx (Accessed on July 7, 2018).
- <http://www.spuvvn.edu/> (Accessed on July 7, 2018).
- <http://www.gujaratuniversity.ac.in/web/> (Accessed on July 7, 2018).
- Rekha Chitra, M. M. (2009). Use of electronic journals by doctoral research scholars of Goa University, India. *Library Hi Tech News*, 26(10), 12–15.
- Ranga, S. R. (2015). Development and Initiatives towards creating ETD archives of University Libraries with special reference to Gujarat State: A Study. Paper presented at 18th International Symposium on Theses and Dissertations organised by JNU & NDLTD, New Delhi.
- Shodhganga@INFLIBNET: Gujarat University. (n.d.). Retrieved from <http://shodhganga.inflibnet.ac.in/handle/10603/3846>
- Shodhganga@INFLIBNET: Maharaja Krishnakumar-sinhji Bhavnagar University. (n.d.). Retrieved from <http://shodhganga.inflibnet.ac.in/handle/10603/7739>
- Shodhganga@INFLIBNET: Sardar Patel University. (n.d.). Retrieved from <http://shodhganga.inflibnet.ac.in/handle/10603/7217>
- Shodhganga@INFLIBNET: Saurashtra University. (n.d.). Retrieved from <http://shodhganga.inflibnet.ac.in/handle/10603/688>
- Sivakumaren, K. S. (2015). Electronic Thesis and Dissertations (ETDs) by Indian Universities in Shodhganga Project: A Study. *Journal of Advances in Library and Information Science*, 4(1), 62–66.