

International Tourism and Economic Growth: A Bibliometric Analysis using VOSviewer

Asra Zahoor Wani*, Apeksha Bhatnagar**, S. K. Gupta***, Ashaq Hussain Najar****

Abstract *Over the past 20 years, studies concerning the nexus of International Tourism and Economic Growth have increased. Irrespective of its relevance and growth in the contemporary world, the published literature's scientific association has not been assessed. This study evaluated around 174 SCOPUS articles published during 1990-2022 to answer the research queries regarding i) publication, ii) authorship, iii) author's keywords, and iv) journals. It was found that the most cited journal with total citations of 1138 was Tourism, and the keywords like a) Economic Growth, b) International Tourism, c) Tourism development, d) Tourism, and e) Tourism Economies were widely used. Moreover, it was established that Wu H.-C. and Wu T. P., were significant contributors among 32 authors whose contribution to 100 articles was examined. Thus findings are significant as they revealed the rigorous efforts of researchers to develop extensive knowledge in the subject area and also gave an overview of the research development in the field of International Tourism and Economic Growth.*

Keywords: *International Tourism, Economic Growth, Bibliometrics, Citation Analysis*

INTRODUCTION

Tourism is globally on the rise and has immense economic significance. It is not imperative economically only but has social as well as cultural importance as it leads to sustainability and inclusive growth. As reported widely in many studies, The tourism industry by the end of the century will be among the world's top industries because of its foreign exchange generation, which will stimulate economic growth, generate employment opportunities, etc. (Mishra et al., 2011; Tang & Abosedra, 2014; Eeckels et al., 2012). The United Nations General Assembly proclaimed 2017 as the International Year of Sustainable Tourism for Development, acknowledging the capacity of the tourism industry to foster "economic progress, social integration, and preservation of cultural and environmental assets" (Annual Report 2016, World Tourism Organisation, UNWTO). According to Marin's research from 1992, revenue earned from tourism

can help a country's economy grow by positively affecting the entire economy. Other scholars have studied this too. (Ghali, 1976); (Lanza & Pigliaru, 2000) were the first to explore how tourism and economic growth relate, using empirical evidence. After Balaguer and Cantavella-Jorda published the first paper on the subject in the 1990s, the "tourism-led growth hypothesis" (TLGH) and its opposite, the "economic-led tourism hypothesis" (ELTH), have become the most widely discussed topics in tourism literature. This has resulted in many research studies examining these theories (Perles et al., 2017). Pablo and Molina (2013) conducted a study analysing previous research on the relationship between tourism and economic growth. They classified the papers based on the research methodology, such as time series or cross-sectional data. Most 87 studies analyzed found a positive relationship between tourism and economic growth. Only a few studies did not find any connection. The significance of tourism in promoting economic growth

* Amity Business School, Amity University Jaipur, Rajasthan, India. Email: wani.asra786@gmail.com.

** Assistant Professor, Amity Business School, Amity University Jaipur, Rajasthan, India.

*** Dean and Head, Centre For Mountain Tourism and Hospitality Studies, HNB Garwhal University, Uttarakhand, India.
Email: sk_gupta21@yahoo.com

**** Assistant Professor, Central University Kashmir, Jammu & Kashmir, India. Email: ashaq.najar@cukashmir.ac.in

has led to an increasing number of academic studies on the subject, and most of them have confirmed a positive long-term association between international tourism development and economic growth (Divisekera, 2003; Lim, 1997b; Brida & Pulina, 2010). To cope with the vast and varied nature of research on the connection between tourism and its economic impact, scholars propose adopting an approach that quickly identifies the key works in each field of study. In this regard, citations are often employed to measure a study's relevance and importance (Strozzi et al., 2017). The decision was made to use bibliographic network analysis (BNA) to accomplish this objective.

As inferred from the review, a plethora of literature on International tourism and Economic growth supports their relationship. Yet, only a few studies based on bibliometric analysis have been conducted on the understudy variables, which could make known the changes in the characteristics of the publications. Against this backdrop, using advanced bibliometric mapping and clustering techniques is acceptable, thereby making it possible to structure the multidimensional literature.

As per (Gondivkar et al., 2018; Mathankar, 2018), the said analysis can provide scholars with up-to-date information on a specific research area, such as International tourism and Economic growth, and can also help scholars to ascertain and categorize research the pattern of publication authorship and citation over some time. It was revealed that this quantitative approach had been used in a wide range of disciplines, including medicine (Bayram et al., 2016; Kolkailah et al., 2018; Liu et al., 2019), business (Fellnhofner, 2019), management (Zupic & Cater, 2015), the environment (Zhang et al., 2019), and education (Hallinger, 2019; Hallinger & Kovacevic, 2019).

Bibliographic review studies play a crucial role in gathering information by examining highly cited papers and their citation frequencies within a particular research domain (Batanero et al., 2019; Fardi et al., 2011). Owing to the significance, bibliometric analysis was conducted by analysing almost 100 most-cited papers in the International Tourism and Economic Growth. This paper utilises bibliometric mapping and clustering techniques to extract crucial bibliometric information related to 100 articles, with a focus on addressing the following four research objectives:

- To examine the author's and co-author's relationship.
- To analyse the Distribution and co-citation relationship.
- To examine the publication distribution on a country level.

- Mapping the critical concepts of International Tourism and Economic Growth.

The present research study will elicit essential information about i) International Tourism and Economic Growth research status and upcoming trends, ii) the current search interests, and iii) other significant information that would torch bearers for future research.

METHODOLOGY

Search Strategy

The Elsevier SCOPUS database was utilised to search for publications related to the research topic. However, it is worth noting that other essential databases like ISI Web of Science (WoS) and Google Scholar are frequently employed for research evaluations. Yet, only the SCOPUS database was used because of its comprehensive coverage and resources compared to other databases (Salisbury, 2009). According to (Lopez et al., 2008; Zhao & Strotmann, 2015), SCOPUS covers more than 70% of sources compared to the WoS. Google Scholar was not used because of its inconsistent results and not-so-appropriate indexing procedures.

On June 10, 2022, an electronic search of the SCOPUS database was done using the keyword "International Tourism" and "Economic Growth." Further, the search was limited to articles titles, abstracts, and keywords. As a result, a total of 292 documents were yielded. The investigation was subsequently refined by limiting it to specific inclusion and exclusion criteria, which are listed below:

Selection Criteria: Inclusion and Exclusion

According to (Moher et al., 2009) PRISMA statement can be followed for the selection criteria. The inclusion criteria were: i) published material in the social science and Economics, Econometrics and Finance, area ii) Resources (journal articles, Review reports, conference papers) published in the English language, and iii) publication period 1990 to 2022. The time duration was set due to the rise in publications due to the evolution of the internet and e-journals since 1990 (Keefer, 2001) and was because during 90's the first paper was published by Balaguer and Cantavella-Jorda on the understudy variables (Perles et al., 2017). Also, 117 articles were excluded as they did not fit the criteria.

Quality Assessment and Data Extraction

The advanced search resulted in the identification of 174 documents after following the criteria. Then 174 documents were transferred from SCOPUS as a Comma-Separated Values (.csv) file. Later, data was cleaned by detecting incomplete, wrong, or duplicate entries. To ensure the quality and applicability of the literature, the abstracts of the articles

were judiciously scrutinized, resulting in the exclusion of 74 more articles from the study. Hence, 100 articles that fit the inclusion and exclusion criteria were listed for final analysis.

A visual representation outlining the steps recommended by the Preferred Reporting Items for Systematic Reviews and Meta-Analyses (PRISMA) for conducting and reporting systematic reviews and meta-analyses can be depicted in a flowchart (PRISMA) Fig. 1.

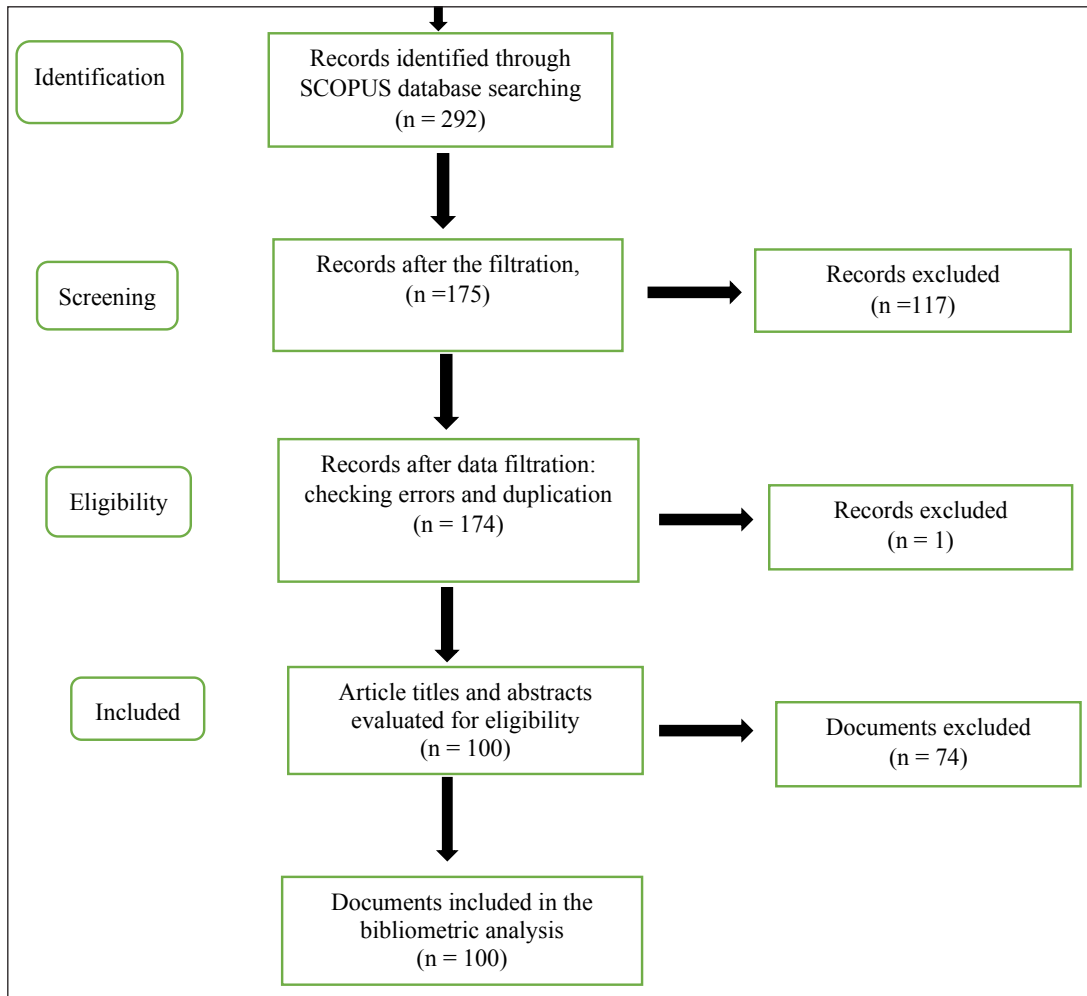


Fig. 1: PRISMA Flow Diagram Showing the Flow of the Search in the Identification and Screening of Sources for the Bibliometric Analysis of IT & EG Research (IT: International Tourism; EG: Economic Growth: PRISMA: Preferred Reporting Items for Systematic Reviews and Meta-Analyses)

Data Analysis

In this phase, the characteristics of 100 selected documents were extracted. They were:

- Documents were Journal Articles, review papers, and conference papers.
- The language of selected articles was English, and the subject area was social sciences and economics, econometrics, and finance.

- The extracted articles were published in-between 1990 to 2022.

Subsequently, descriptive analyses of data were conducted, in which the researcher examined the articles author and co-author's relationship, distribution and co-citation relationship, publication distribution on a country basis, and mapping of key concepts on international tourism and economic growth and for visualisation of bibliometric maps/networks VOS viewer software was used which is available at (www.vosviewer.com).

After obtaining the results from VOSviewer, they were exported to Microsoft Excel. As mentioned (Eck & Waltman, 2014), VOSviewer offers various methods of interpretation, including distance-based, graph-based, and timeline-based techniques. The visualisation map features “nodes” represented by circles and “edges” indicated by links connecting the nodes. However, the interpretation of science mapping varies depending on the chosen method, as each method depicts “nodes” and “edges” differently. As explained by (Eck & Waltman, 2010), VOSviewer utilizes a distance-based approach to represent networks and can display more visual information through the edges.

Thereby researcher followed the visualisation as mentioned earlier approach. Thus, for the interpretation of bibliometric results below mentioned three points were considered:

- The nodes’ size can interpret an entity’s occurrence (frequency).
- The closeness of the nodes can represent the strong association between the entities.
- The co-occurrence between two entities can be described through the thickness of the edges (lines) between any two nodes.

Query Delimitation:

(TITLE-ABS-KEY (“International Tourism”) AND TITLE-ABS-KEY (“Economic Growth”)) AND PUBYEAR > 1989 AND PUBYEAR < 2023 AND (LIMIT-TO (DOCTYPE , “ar”) OR LIMIT-TO (DOCTYPE , “cp”) OR LIMIT-TO (DOCTYPE , “re”)) AND (LIMIT-TO (SUBJAREA , “SOCI”) OR LIMIT-TO (SUBJAREA , “ECON”)) AND (LIMIT-TO (LANGUAGE , “English”))

Period: 1990 to 2022; Language: English; Publication type: Articles, Conference Papers and Review Papers

Retrieved on: 9/7/2022

RESULTS AND DISCUSSION

Authors and Co-Author’s Relationship

It was identified that the most prolific scholars in this discipline based on the number of articles published and citation metrics (Table 1) were Wu H.C. and Wu T.P. (08) papers followed by Brida J.G. (05). Though, Balaguer J., as well as Cantavella-Jorda M. with (755) citations, surpassed Brida J.G. with (541), S.T. Katircioglu (469), as well as N. Dritsakis (467) in terms of citations. This suggested that the research produced by these five scholars was most prolific in the subject area (Fig. 2).

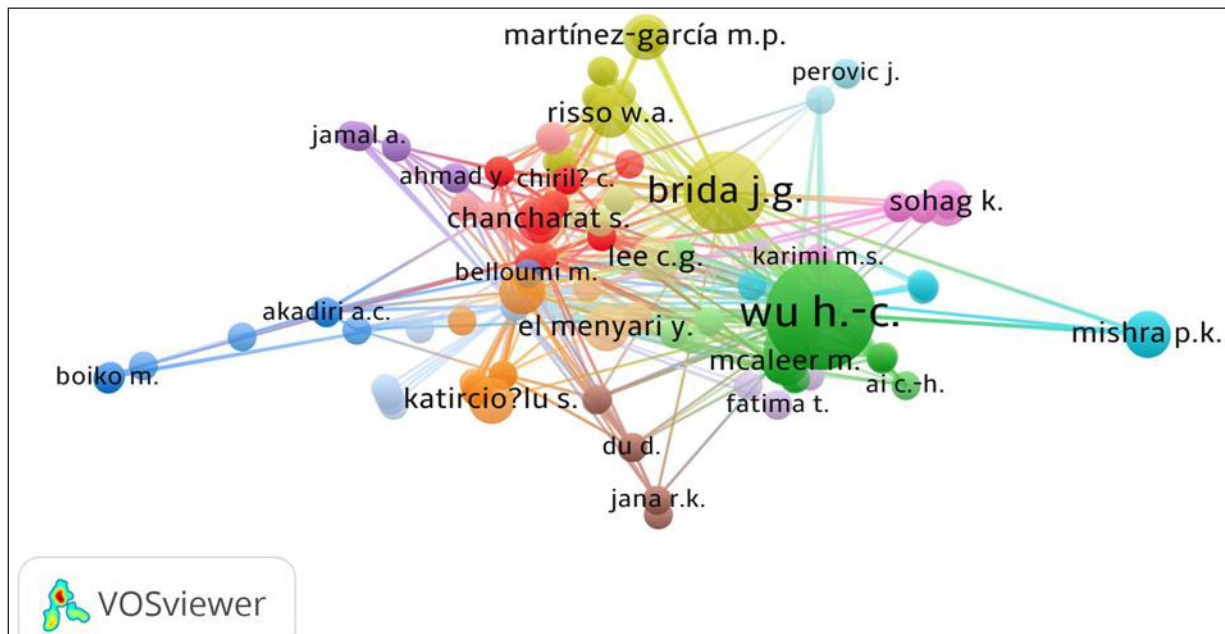
On the other hand, the average number of citations per document reveals the most notable scholars. Or, to put it

another way, a high-quality article will have more citations, which can be calculated by dividing the total number of citations by the total number of documents in the article. Balaguer J. and Cantavella-Jorda had the highest average number of citations per document (documents: 1, 755), preceded by Dritsakis N. (documents: 1, 467) and Katircioglu S.T. (documents: 2, 234). This indicates that J. Balaguer’s and M. Cantavella-documents Jorda’s had a more significant influence. Wu H.C. and Wu T.P. were surprisingly at the top spot, with eight documents in the research field. Still, they had a low average citation score of 14.88, showing that despite being active researchers with good networking and collaboration abilities, Wu H.C. and Wu T.P.’s work still needs to be acknowledged.

Table 1: Leading Authors with Publications

Sr. No.	Author	Documents	Citations	Avg. Citations	Total Link Strength
1	Wu H.-C.	8	119.00	14.88	204.00
2	Wu t.-P.	8	119.00	14.88	204.00
3	Brida J.G.	5	541.00	108.20	146.00
4	Katircioglu S.T.	2	469.00	234.50	76.00
5	Risso W.A.	2	249.00	124.50	62.00
6	Mcaleer M.	2	117.00	58.50	13.00
7	Katircioglu S.	2	82.00	41.00	11.00
8	El Menyari Y.	2	50.00	25.00	19.00
9	Lee C.G.	2	39.00	19.50	22.00
10	Martínez-García M.P.	2	29.00	14.50	6.00
11	Chancharat S.	2	15.00	7.50	13.00
12	Sohag K.	2	12.00	6.00	5.00

Sr. No	Author	Documents	Citations	Avg. Citations	Total Link Strength
13	Wu S.-T.	2	6.00	3.00	56.00
14	Mishra P.K.	2	1.00	0.50	13.00
15	Rout H.B.	2	1.00	0.50	13.00
16	Sahoo D.	2	1.00	0.50	13.00
17	Balaguer J.	1	755.00	755.00	126.00
18	Cantavella-Jorda M.	1	755.00	755.00	126.00
19	Dritsakis N.	1	467.00	467.00	90.00
20	Cortes-jimenez I.	1	252.00	252.00	72.00
21	Pulina M.	1	252.00	252.00	72.00
22	Schubert S.F.	1	202.00	202.00	41.00
23	Mervar A.	1	163.00	163.00	31.00
24	Payne J.E.	1	163.00	163.00	31.00
25	Belloumi M.	1	158.00	158.00	31.00
26	Turan katircioglu S.	1	138.00	138.00	6.00
27	Akinboade O.A.	1	129.00	129.00	26.00
28	Braimoh L.A.	1	129.00	129.00	26.00
29	Demiroz D.M.	1	109.00	109.00	25.00
30	Ongan S.	1	109.00	109.00	25.00
31	Tang C.F.	1	108.00	108.00	27.00
32	Cortes-jimenez I.	1	107.00	107.00	3.00



Note: A minimum citation 1 was applied for the authors whereby 207 of the 207 authors met this threshold.

Fig. 2: Citation Network of the Most Prolific Authors

Distribution and Co-Citation Relationship

The selection of journals in which the researcher decides to publish the outcome of their study can be deduced from the link between sources and citations (Fig. 3). Table 2 lists the top journals and periodicals that have published studies on economic growth about international tourism. Tourism Economics was the researcher’s ideal journal for publishing studies on International tourism and economic

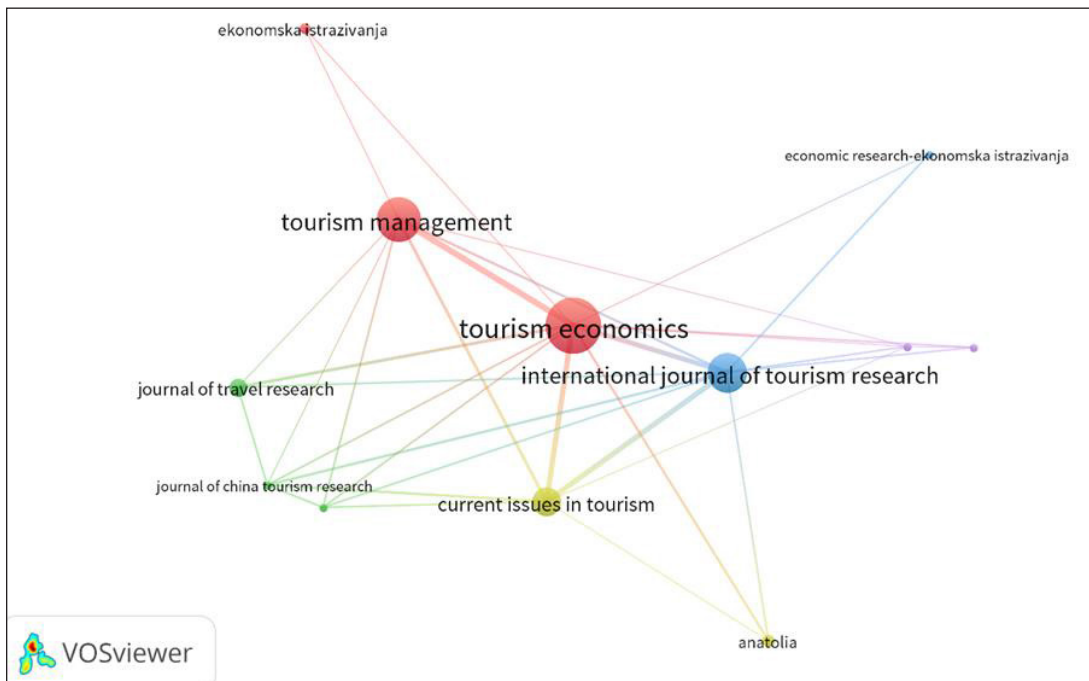
growth. The journal has published eighteen papers, leading to 1138 citations for the journal. A total of 7 papers with 567 citations were published in the International journal of tourism research, which came in second. The African Journal of Hospitality, Tourism and Leisure placed third with six publications. In contrast, five papers, with 315 and 719 citations, have been published in Current Issues in Tourism and Tourism Management. The journals with the most publications are Tourism Economics, International journal of tourism research, and African journal of hospitality,

tourism, and leisure. Still, when looking at average citations, it can be seen that Tourism management, which ranks fifth in terms of paper publication, has the highest average citation (143), followed by the International journal of tourism research with average Citations (81), Tourism Economics (63.22), and Current issues (63) because these journals published excellent research work, which explains why these journals had an impact factor higher than 5.0.

Except for the African Journal of Hospitality, Tourism, and Leisure and the International Journal of Tourism Research (1.6). Also important to mention that the average number of citations per document was higher in journals with a higher total link strength than in publications with a substantially lower citation per document. This indicates that publications produced in other journals frequently mentioned these journals.

Table 2: Top-Most Journals among those that Published the 100 Most-Cited Publications
 *(SNIP: Source Normalized Impact Per Paper)

Sr. No.	Source	Based on 100 Most Cited Articles				Based all Publications in the Journal	
		Documents	Citations	Avg. Citations	Total Link Strength	Cite Score	SNIP
1	Tourism Economics	18	1138.00	63.22	44	5.4	1.518
2	International journal of tourism research	7	567.00	81.00	35	5.7	1.487
3	African journal of hospitality, tourism and leisure	6	12.00	2.00	5	1.6	1.6
4	Current issues in tourism	5	315.00	63.00	29	10.6	2.442
5	Tourism management	5	719.00	143.80	24	19.8	3.986
6	Journal of policy research in tourism, leisure and events	3	8.00	2.67	10	3.7	1.132
7	Journal of travel research	3	123.00	41.00	9	15.1	3.333
8	Anatolia	2	56.00	28.00	6	2.9	0.797
9	Economic research-ekonomiska istrazivanja	2	13.00	6.50	3	4.9	1.329
11	Foreign trade review	2	1.00	0.50	0	1	1.101
12	Journal of China tourism research	2	6.00	3.00	13	2.9	0.666
13	Journal of environmental management and tourism	2	9.00	4.50	6	2.1	0.689



Note: A minimum citation of 2 was applied for the sources whereby 13 of the 54 sources met this threshold.

Fig. 3: Citation Network of the Top Sources

Publication Distribution on a Country-Wise Basis

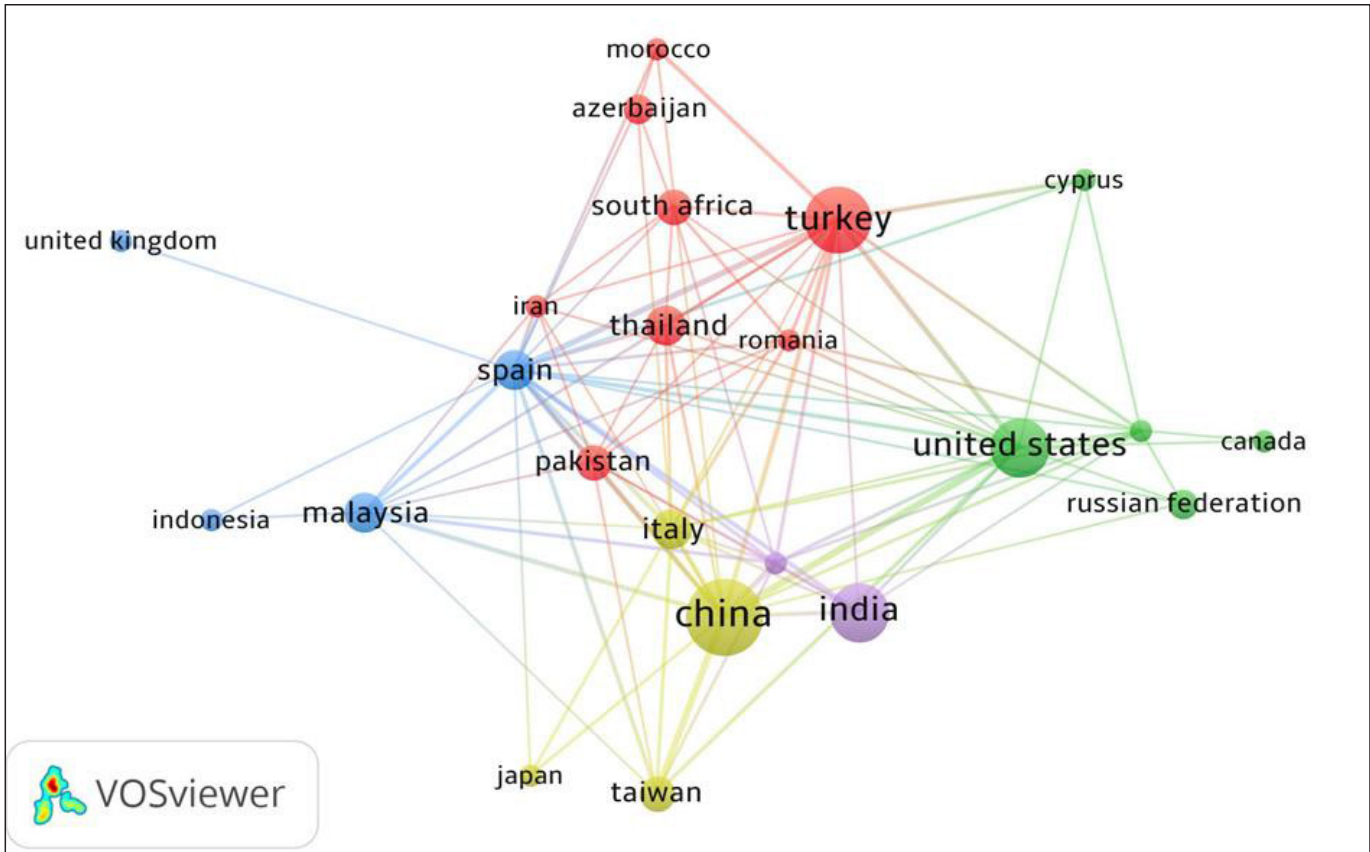
The 100 articles represent 24 distinct countries. Turkey came in second with 12 articles (10.91%), succeeded by China with 14 articles (12.73% of all papers). With ten articles (9.09%), the United States of America (USA) was in third place, followed by India with 09 articles (8.18%). Italy held fifth place with seven articles (6.36%). With six articles produced, Spain was ranked sixth (5.45%). Other nations (including Malaysia, Australia, Pakistan, France, Romania, and many more) had between 03-05. Four countries produced more than ten articles on Economic Growth about International Tourism. The data for the various countries are shown in Table 3.

Out of the 12 publications that were published by the nations, Turkey has the most citations (Table 3). China,

Turkey, and the United States of America were the top three countries regarding the volume of papers published in the domain. In terms of the average number of citations per document, China is ranked seventeenth (18.07), the United States is tenth (33.40), and Turkey is sixth (77.75), whilst Spain (140.0), France (130.5), and Italy (97.0) hold first, second and third rank respectively. The Total Link Strength (TLS) determines how well one country collaborates with another in research (Table 3). According to the TLS study, China, which has a TLS of 90, is by far the strongest nation regarding research collaborations. The United States, Japan, Taiwan, Italy, France, Spain, Ireland, Canada, France, Japan, Croatia, India, and Romania all have research collaborations with China. With a TLS of 70, Italy and Spain tied for second place. Turkey received a TLS score of 57, placing it third in the joint study. The country collaboration network is depicted in Fig. 4.

Table 3: Number of Publications by Country Based on the 100 Most-Cited Publications

Sr. No.	Country	Documents	% of Documents	Citations	Avg. Citations	Total Link Strength
1.	Spain	6	5.45%	840	140.00	70
2.	France	2	1.82%	261	130.50	32
3.	Italy	7	6.36%	679	97.00	70
4.	Cyprus	2	1.82%	188	94.00	9
5.	Croatia	2	1.82%	166	83.00	19
6.	Turkey	12	10.91%	933	77.75	57
7.	United Kingdom	3	2.73%	164	54.67	6
8.	Malaysia	5	4.55%	181	36.20	24
9.	South Africa	4	3.64%	144	36.00	11
10.	United States	10	9.09%	334	33.40	50
11.	Australia	3	2.73%	98	32.67	0
12.	Pakistan	4	3.64%	110	27.50	16
13.	Morocco	2	1.82%	50	25.00	8
14.	Japan	2	1.82%	47	23.50	5
15.	Taiwan	4	3.64%	85	21.25	30
16.	Thailand	5	4.55%	103	20.60	11
17.	China	14	12.73%	253	18.07	90
18.	Canada	2	1.82%	26	13.00	2
19.	Iran	2	1.82%	24	12.00	9
20.	India	9	8.18%	67	7.44	23
21.	Russian Federation	3	2.73%	15	5.00	4
22.	Azerbaijan	3	2.73%	2	0.67	4
23.	Indonesia	2	1.82%	0	0.00	3
24.	Romania	2	1.82%	12	6.00	17



Note: A minimum citation 2 was applied for the number of publications by the countries whereby 24 of the 49 countries met this threshold.

Fig. 4: Collaboration Network among the Countries Based on the Number of Publications

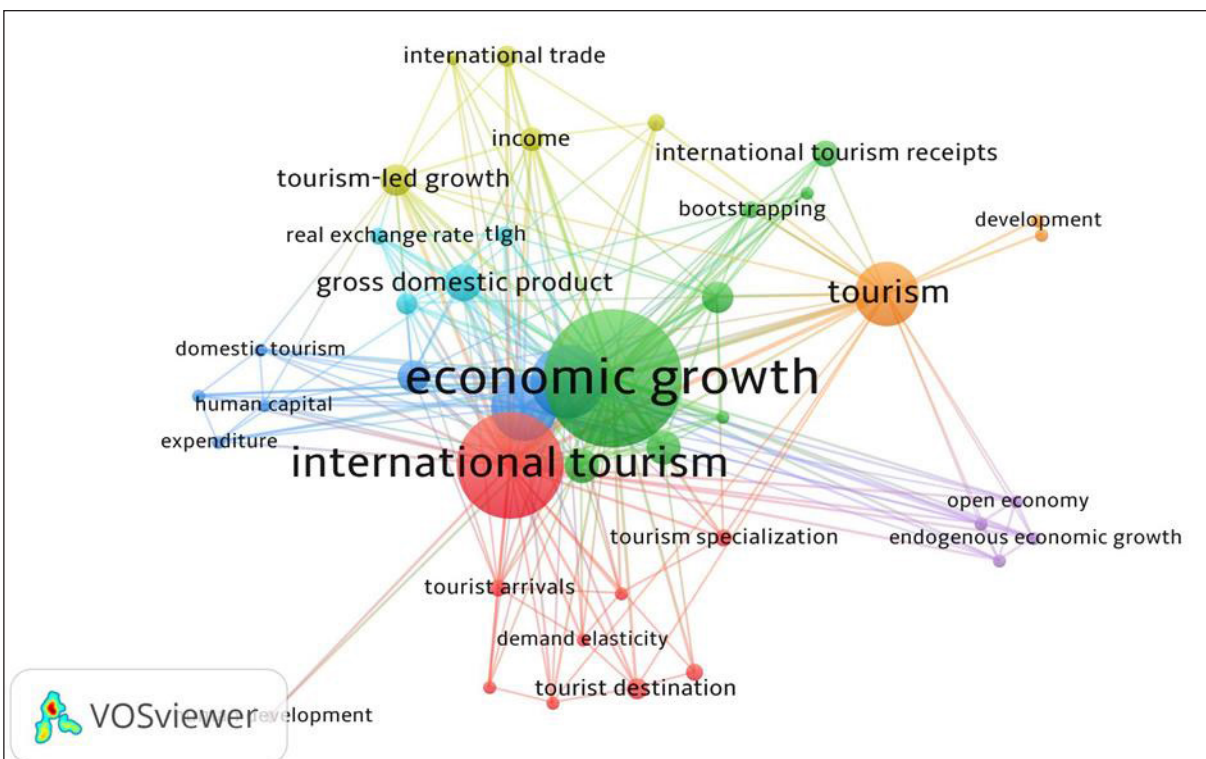
Mapping the Critical Concepts of International Tourism and Economic Growth

The most cited author's keywords can indicate the researcher's preferences and inclinations towards the study area (Zhang et al., 2019). It was deemed vital to examine the set of keywords that contributors employed in the selected articles that made up this bibliometric analysis. Accordingly, 96 author's keywords were attained for analysing the top 100 documents chosen on international tourism and economic growth using VOSviewer software. The most prominent keyword's co-occurrence network is illustrated in (Fig. 5). The key ideas in the 100 identified papers can be projected into five major groups, as depicted in (Fig. 5).

The most important keywords, according to the groups, were: (i) economic growth, (ii) international tourism, (iii) tourism, (iv) tourism development and (v) tourism economics. Out

of all the keywords used by the author, "economic growth" has the maximum link strength (228). The analysis shows that the concepts of GDP, TLGH, tourism receipts, and real exchange rates were all closely related to the word "economic growth."

The term "international tourism" got a link strength of 179, making it the second most cited keyword. Tourist arrivals, GDP, tourism growth, tourism demand, and tourist destinations were other terms associated with international travel. The term "international tourism" received a link strength of 179, making it the second most referenced keyword. Tourist arrivals, GDP, tourism growth, tourism demand, and tourist destinations were other terms associated with international travel. In addition to examining how international tourism affects economic growth and vice versa, scholars have also looked at how these two variables are related to the factors that influence them, as revealed by the analysis of 100 chosen papers.



Note: A minimum occurrence of 2 was applied for the keywords, whereby 94 of the 376 keywords met this threshold. Non Relevant words were excluded from the analysis.

Fig. 5: Keyword’s Co-Occurrence Network

Table 4: Co-Occurrence of the Frequently Used Keyword

	Keyword	Occurrences	Links	Total Link Strength
Group 1				
	Demand Elasticity	2	7	8
	Growth Rate	2	7	10
	International Tourism	53	31	179
	Tourism Demand	2	6	7
	Tourism Growth	3	4	6
	Tourism Management	2	7	9
	Tourism Specialization	3	6	9
	Tourist Arrivals	3	10	14
	Tourist Destinations	4	7	11
Group 2				
	Domestic Tourism	2	9	12
	Economic Impact	8	13	36
	Human Capital	2	9	13
	Regional Economy	2	6	9
	Tourism Development	25	23	92
	Tourism Economies	30	27	129
Group 3				
	Economic Development	8	13	31
	Economic Growth	80	32	228
	International Tourism Receipts	6	3	8

	Keyword	Occurrences	Links	Total Link Strength
	National Economy	2	7	9
	Tourism Market	9	15	41
	TLGH	9	11	28
Group 4				
	Growth Led Tourism	2	7	8
	Income	5	13	22
	International Trade	4	8	13
	TLG	8	16	40
Group 5				
	GDP	10	12	43
	Real Exchange Rates	3	8	14
	TLGH	3	8	11
	Tourism Receipts	4	10	18
Group 6				
	Development	2	1	2
	GDP	3	6	9
	Tourism	24	17	51
Group 7				
	Human Development	2	2	4
Group 8				
	Open Economy	2	5	8

CONCLUSIONS

This study projected a bibliometric analysis of International Tourism and Economic Growth publications to benefit scholars who wish to understand the relationship between the understudy variables. These analyses offer a comprehensive perspective on the current knowledge and research directions regarding the relationship between tourism and its economic impact.

Within the 100 selected documents, the author and co-author were analysed. Besides, the contribution and collaboration of countries regarding the publications were indicated as the key journals were identified in which the work was published. Furthermore, the study specified the Co-occurrence network of the most frequent keywords within those 100 selected articles. It was established that the highest average citation per document went to Balaguer J. and Cantavella-Jorda M. (documents: 01, avg. citations: 755), followed by Dritsakis N. (documents: 01, avg. citations: 467) and Katircioglu S.T. (documents: 02, citations: 234). Therefore, it indicated that the documents of Balaguer J. and Cantavella-Jorda M. were more potent than others. Furthermore, it was recognised that Tourism Economics, International journal of tourism research, the African journal of hospitality, tourism and leisure, Current issues in tourism, and Tourism management are the impactful journals in the subject area and are mostly considered by researchers for publications.

Afterwards, analysis for knowledge mapping of the 100 selected International Tourism and Economic Growth documents was conducted, which yielded 96 author keywords. After this, it was identified that the most important keywords were: i) economic growth, ii) international tourism, iii) tourism development, iv) tourism and v) tourism economics. Besides, the analysis revealed that the term with the highest link strength of 228 was 'economic growth' and was highly linked with other prominent terms like a) GDP, b) TLGH, c) Tourism Receipts, and d) real exchange rates. Additionally, the keyword 'International Tourism' occupied second place and received a total link strength of 179. The ideas connected to international tourism involved tourist arrivals, GDP, tourism growth, tourism demand and tourist destination. In addition, the results revealed that China, Turkey and USA had the highest number of publications and associations. The outcomes validate the rigorous hard work of the developed countries in emphasising the significance of International Tourism and Economic Growth. The most active authors in the domain were (Wu H.-C. & Wu T.-P.), with eight publications each, while Balaguer J. and Cantavella-Jorda M. are the most cited authors with a citation count of 755 each.

According to the results of this study, tourism development is a vital factor in achieving economic growth. While countries such as Spain, France, Italy, China, Turkey, and the United Kingdom have established this connection, it

remains a subject requiring further research, particularly for Asian nations. Thereby, the findings presented in the study can prove helpful to the researchers to look deep down into the study area and be useful for developing the research gaps for further study. It can help authors, especially junior scholars, understand the relevance of Tourism and its Economics. The analysis could help identify areas where research on international tourism and economic growth needs to be improved or more. For example, it could reveal a need for more research on the economic impact of tourism in certain regions. This information could guide future research efforts, prioritise research funding, and develop new research questions (Bashir & Singh, 2022). This study's contribution of the authors and institutions that have published the most research on international tourism and economic growth has been identified. Understudy analysis could identify potential collaborators and help build research networks in the domain of Tourism and economics. It can help recognise the contributions of individual scholars and institutions, which helps to understand how the field is evolving. Empirically, the outcomes of this study hold implications for research that advocates for policies aimed at stimulating the growth of international tourism and the economy. Such policies could solve economic downturns triggered by various factors, including the COVID-19 pandemic and recessions (Leon et al., 2021).

Limitations

Certain limitations bound the present study:

- This study's initial data source was the Elsevier SCOPUS database, which constantly updates the number of indexed journals (Durieux & Gevenois, 2010; Uthman, 2008). This suggests that bibliometric analysis may reveal changes or differences in results due to the subject area's ongoing growth and development. The findings might differ if any other source or blend of sources is used to excerpt data.
- Lastly, findings might have differed if all the documents extracted in the original search documents were analysed, as our analyses were constrained to the 100 most cited articles. Therefore, the interpretation of the conclusion, as mentioned earlier, must be made while considering the limitations.

REFERENCES

- Bashir, A., & Singh, R. (2022). Mapping the research journey of tourism analysis: A bibliometric study. *Tourism Analysis*, 28(1).
- Bayram, B., Limon, O., Limon, G., & Hancı, V. (2016). Bibliometric analysis of top 100 most-cited clinical studies on ultrasound in the emergency department. *The American Journal of Emergency Medicine*, 34(7), 1210-1216.
- Brida, J. G., & Pulina, M. (2010). A literature review on the tourism-led-growth hypothesis. Working Paper CRENoS 201017. Centre for North South Economic Research, Sardinia.
- Divisekera, S. (2003). A model of demand for international tourism. *Annals of Tourism Research*, 30(1), 31-49.
- Durieux, V., & Gevenois, P. A. (2010). Bibliometric indicators: Quality measurements of scientific publication. *Radiology*, 255(2), 342-351.
- Eck, N. J. V., & Waltman, L. (2014). Visualising bibliometric networks. In *Measuring Scholarly Impact* (pp. 285-320). Cham: Springer.
- Eck, N. V., & Waltman, L. (2010). Software survey: VOSviewer, a computer program for bibliometric mapping. *Scientometrics*, 84(2), 523-538.
- Eeckels, B., Filis, G., & Leon, C. (2012). Tourism income and economic growth in Greece: Empirical evidence from their cyclical components. *Tourism Economics*, 18(4), 817-834.
- Fardi, A., Kodonas, K., Lillis, T., & Veis, A. (2017). Top-cited articles in implant dentistry. *International Journal of Oral & Maxillofacial Implants*, 32(3).
- Fellnhöfer, K. (2019). Toward a taxonomy of entrepreneurship education research literature: A bibliometric mapping and visualization. *Educational Research Review*, 27, 28-55.
- Fernandez Batanero, J. M., Montenegro Rueda, M., Fernandez Cerero, J., & García Martínez, I. (2019). Impact of the information and communication technologies on the education of students with Down syndrome: A bibliometric study (2008-2018). *European Journal of Educational Research*, 9(1), 79-89.
- Ghali, M. (1976). Tourism and economic growth: An empirical study. *Economic Development and Cultural Change*, 24(3), 527-538.
- Gondivkar, S. M., Sarode, S. C., Gadabail, A. R., Gondivkar, R. S., Chole, R., & Sarode, G. S. (2018). Bibliometric analysis of 100 most cited articles on oral submucous fibrosis. *Journal of Oral Pathology & Medicine*, 47(8), 781-787.
- Hallinger, P. (2019). Science mapping the knowledge base on educational leadership and management in Africa, 1960-2018. *School Leadership & Management*, 39(5), 537-560.
- Hallinger, P., & Kovacevic, J. (2019). A bibliometric review of research on educational administration: Science mapping the literature, 1960 to 2018. *Review of Educational Research*, 89(3), 335-369.

- Keefer, A. (2001). Electronic journals, scholarly communication and libraries. *BiD: textos universitaris de biblioteconomia i documentacio*, 2001, junio, num. 6.
- Kolkailah, A. A., Fugar, S., Vondee, N., Hirji, S. A., Okoh, A. K., Ayoub, A., & Golzar, Y. (2019). Bibliometric analysis of the top 100 most cited articles in the first 50 years of heart transplantation. *The American Journal of Cardiology*, 123(1), 175-186.
- Lanza, A., & Pigliaru, F. (2000). Tourism and economic growth: Does country's size matter?" *Rivista Internazionale di Scienze Economiche e Commerciali*, 47, 77-85.
- Leon-Gomez, A., Ruiz-Palomo, D., Fernandez-Gamez, M. A., & Garcia-Revilla, M. R. (2021). Sustainable tourism development and economic growth: Bibliometric review and analysis. *Sustainability*, 13(4), 2270.
- Lim, C. (1997). Review of international tourism demand models. *Annals of Tourism Research*, 24(4), 835-849.
- Liu, B., Liu, S., Alastrá, A. J., Mahato, D., Tayag, E. C., Cortez, V. A., & Siddiqi, J. (2019). The 100 most cited vs. most relevant articles in the journal of neurosurgery: A bibliometric analysis. *Cureus*, 11(4).
- Lopez-Illescas, C., de Moya-Anegón, F., & Moed, H. F. (2008). Coverage and citation impact of oncological journals in the Web of Science and Scopus. *Journal of Informetrics*, 2(4), 304-316.
- Marin, D. (1992). Is the export-led hypothesis valid for industrialized countries? *The Review of Economics and Statistics*, 4, 678-688.
- Mathankar, A. R. (2018). Bibliometrics: An overview. *International Journal of Library & Information Science (IJLIS)*, 7(3).
- Mishra, P. K., Rout, H. B., & Mohapatra, S. S. (2011). Causality between tourism and economic growth: Empirical evidence from India. *European Journal of Social Sciences*, 18(4), 518-527.
- Moher, D., Liberati, A., Tetzlaff, J., Altman, D. G., & PRISMA Group. (2009). Preferred reporting items for systematic reviews and meta-analyses: The PRISMA statement. *Annals of Internal Medicine*, 151(4), 264-269.
- Pablo-Romero, M. D. P., & Molina, J. A. (2013). Tourism and economic growth: A review of empirical literature. *Tourism Management Perspectives*, 8, 28-41.
- Perles-Ribes, J. F., Ramo'n-Rodríguez, A. B., Rubia, A., et al. (2017). Is the tourism-led growth hypothesis valid after the global economic and financial crisis? The case of Spain 1957-2014. *Tourism Management*, 61, 96-109.
- Salisbury, L. (2009). Web of Science and Scopus: A comparative review of content and searching capabilities. *The Charleston Advisor*, 11(1), 5-18.
- Tang, C. F., & Abosedra, S. (2014). Small sample evidence on the tourism-led growth hypothesis in Lebanon. *Current Issues in Tourism*, 17(3), 234-246.
- Zhang, X., Estoque, R. C., Xie, H., Murayama, Y., & Ranagalage, M. (2019). Bibliometric analysis of highly cited articles on ecosystem services. *PloS One*, 14(2), e0210707.
- Zhao, D., & Strotmann, A. (2015). Analysis and visualization of citation networks. *Synthesis Lectures on Information Concepts, Retrieval, and Services*, 7(1), 1-207.
- Zupic, I., & Cater, T. (2015). Bibliometric methods in management and organization. *Organizational Research Methods*, 18(3), 429-472.